



MOVIES + LIVE TV



LIVE TV

MOVIES

MUSIC

COMEDY

DRAMA



Dialog ViU App User Guide

RELIGIOUS

EDUCATION




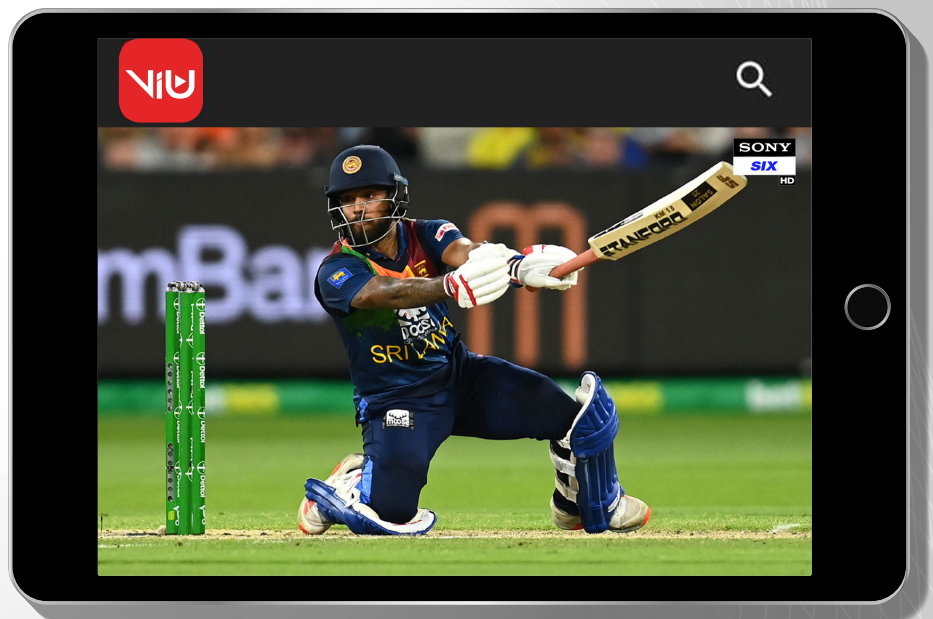

Table of contents

About Dialog ViU	1
How can I download the Dialog ViU App?	2
How do I log in to the app?	3
How can I register my Dialog Television account on the ViU App?	4
What exciting features can I find on Dialog ViU?	5
How do I watch a missed programme?	6
How can I set reminders for future programmes?	7
How can I share programmes or movies with friends and family?	8
How do I search for programmes and videos on the app?	9
How can I purchase Video on Demand?	10

Dialog ViU


The Dialog ViU App is an all-in-one entertainment app available for both smartphone and tablet users. It offers a variety of local and international channels and thousands of movies and videos to watch on the go without incurring any Data charges while on the Dialog network.

Dialog Television users can register their Dialog Television account number and pair their TV with the ViU app to watch up to 115 channels without any subscription charges. No Data charges apply while on the Dialog network.




How can I download the Dialog ViU App?

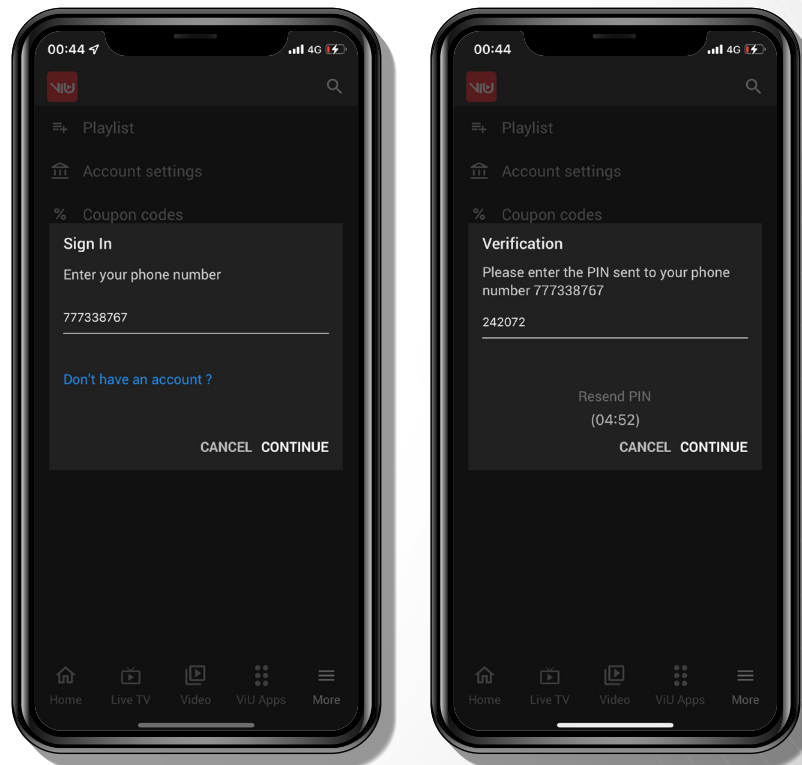
The Dialog ViU App can be downloaded on to your mobile/ tablet by simply scanning the QR code below.



**Or the app can be downloaded
via the platforms below**



How do I log in to the Dialog ViU App using my mobile number?



Click on Settings



Select Account Settings



**Enter the last 9 digits
of your mobile number**



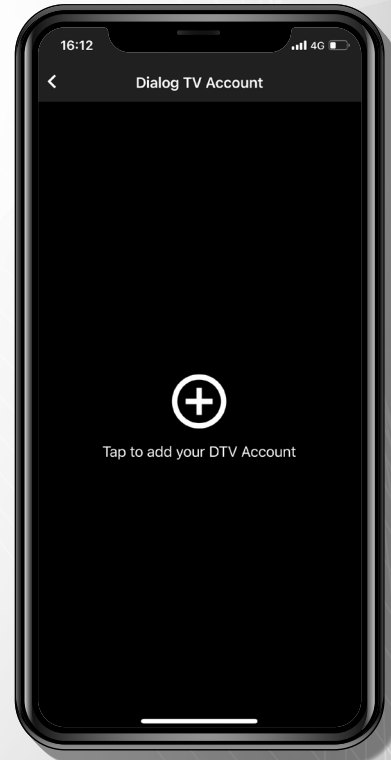
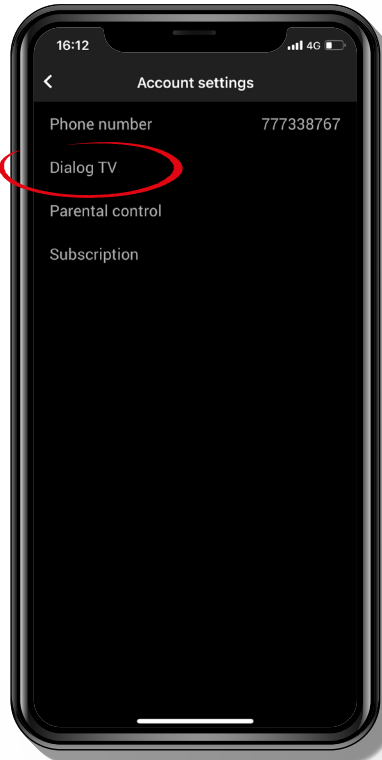
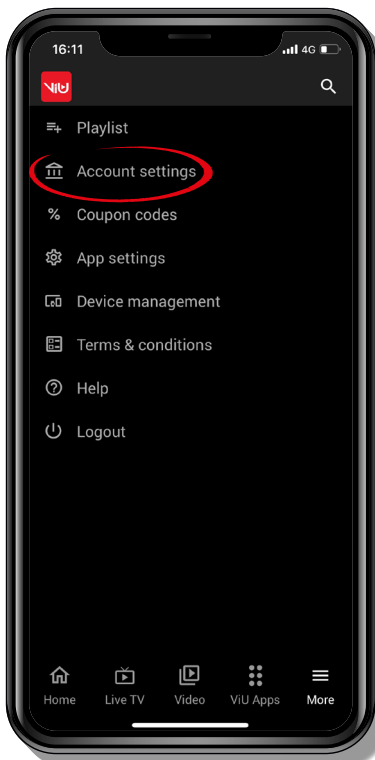
Enter the OTP sent to your mobile



Congratulations!
**Your mobile number has now
been added to the ViU App**

How can I register my Dialog Television account number on the Dialog ViU App?

You can register your Dialog Television account on the Dialog ViU App by simply following the instructions given below and enjoy your favourite TV channels on your mobile on the go.



Click on Settings



Click on Account Settings



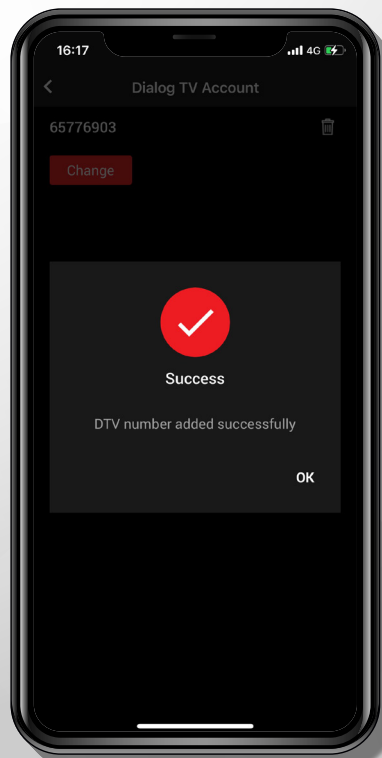
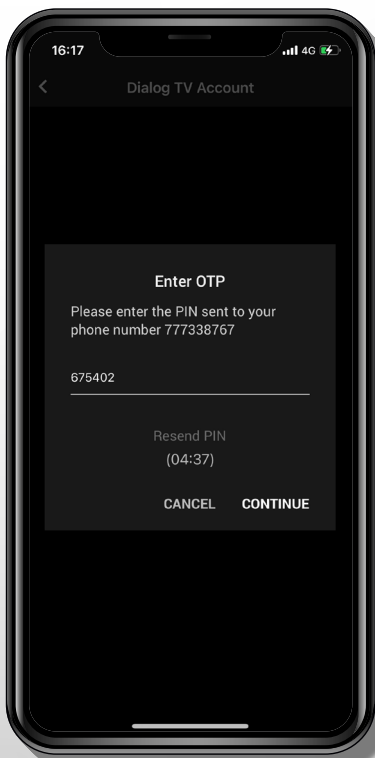
Select Dialog Television



Add your 8-digit Dialog Television account number on the app




Enter the OTP sent to your mobile



Now you can watch Dialog Television on the Dialog ViU App without any subscription charges. No Data charges apply while on the Dialog network.

What exciting features can I find on the Dialog ViU App?

- ▶ 8 free educational channels for any network users.
- ▶ 2 free religious channels for any network users.
- ▶ Up to 115 channels can be watched on the go via your mobile.
- ▶ Watch missed programmes with up to 3 days Catch-up TV and up to 2 hours Rewind TV.
- ▶ No Data charges while on the Dialog network.
(Mobile Broadband/Home Broadband)
- ▶ Local movies, videos and international movies in multiple languages.
- ▶ Availability of daily/monthly subscription packages.
- ▶ Recommendations for TV channels and movies provided by the App based on your preference.
- ▶ Ability to set reminders for upcoming TV programmes.
- ▶ Share your favourite programmes with friends and family via social media.



How do I watch a missed programme?

You can watch missed programmes by using the Catch-up feature by pulling up the small square shaped window. Move backwards or forwards to select a preferred programme and click on it to play.

Pull the windows from the bottom




Scroll to the right



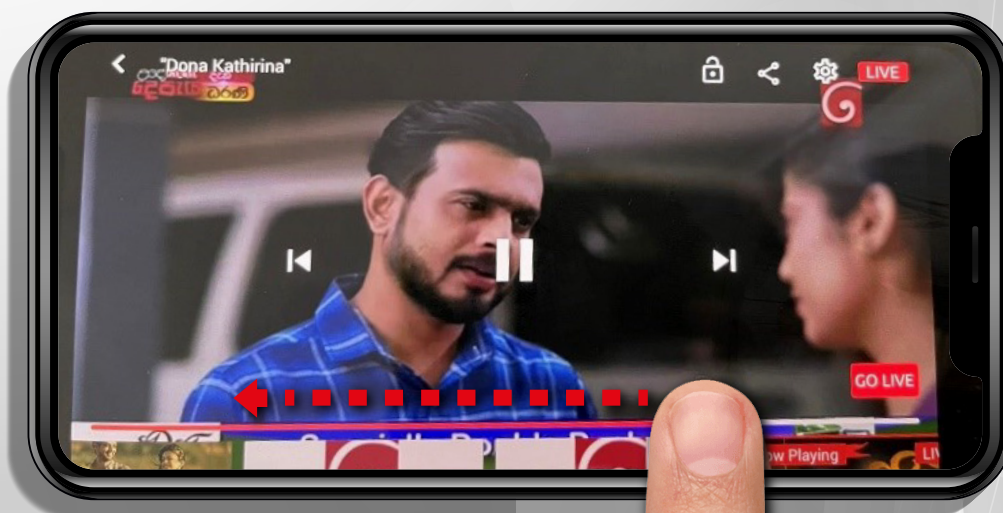
Select the programme



Click on it to play

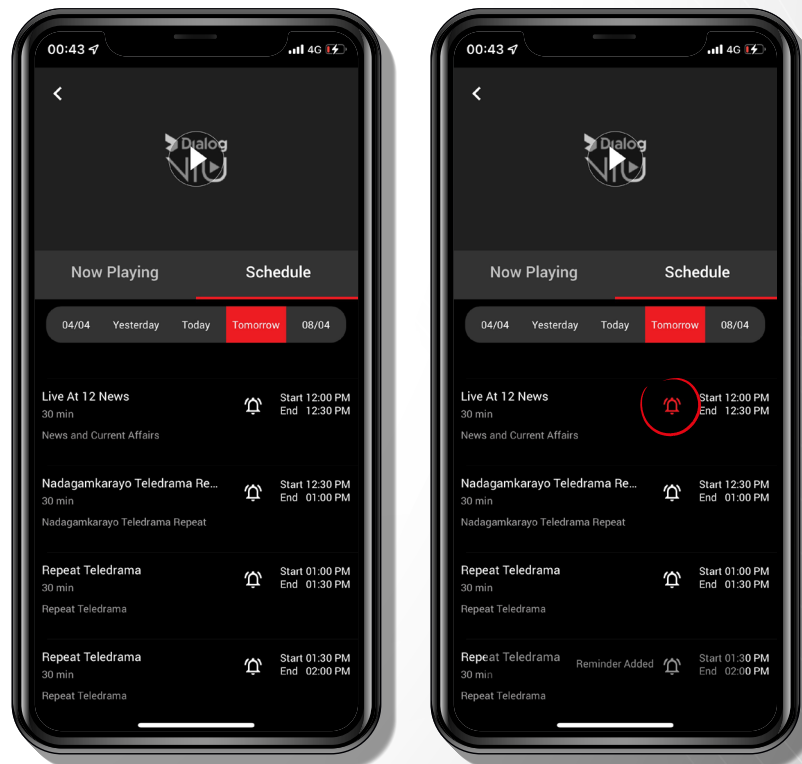


Or you can rewind a missed programme up to 2 hours by scrolling the red bar on the screen towards the left



How can I set reminders for future programmes?

You can set reminders for future TV programmes and get notifications when the programme starts.



Select the schedule



Select the programme



Click the “bell” icon to set a reminder

How can I share programmes and movies with my friends and family?

You can share your favourite TV programmes, movies and videos with your loved ones, and enjoy streaming together.



Step 1

Click the share button on the screen while watching

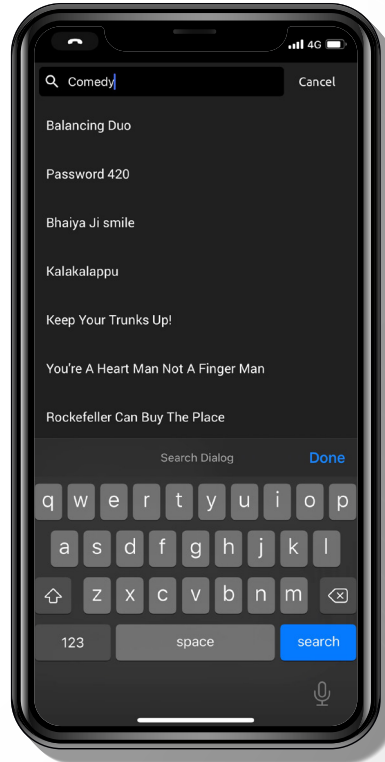


Step 2

Choose the type of social media that you want to share with

How do I search for programmes and videos?

You can search for your favourite programmes and videos using the search box on the App.



Click on the search button



Search the video that you are looking for



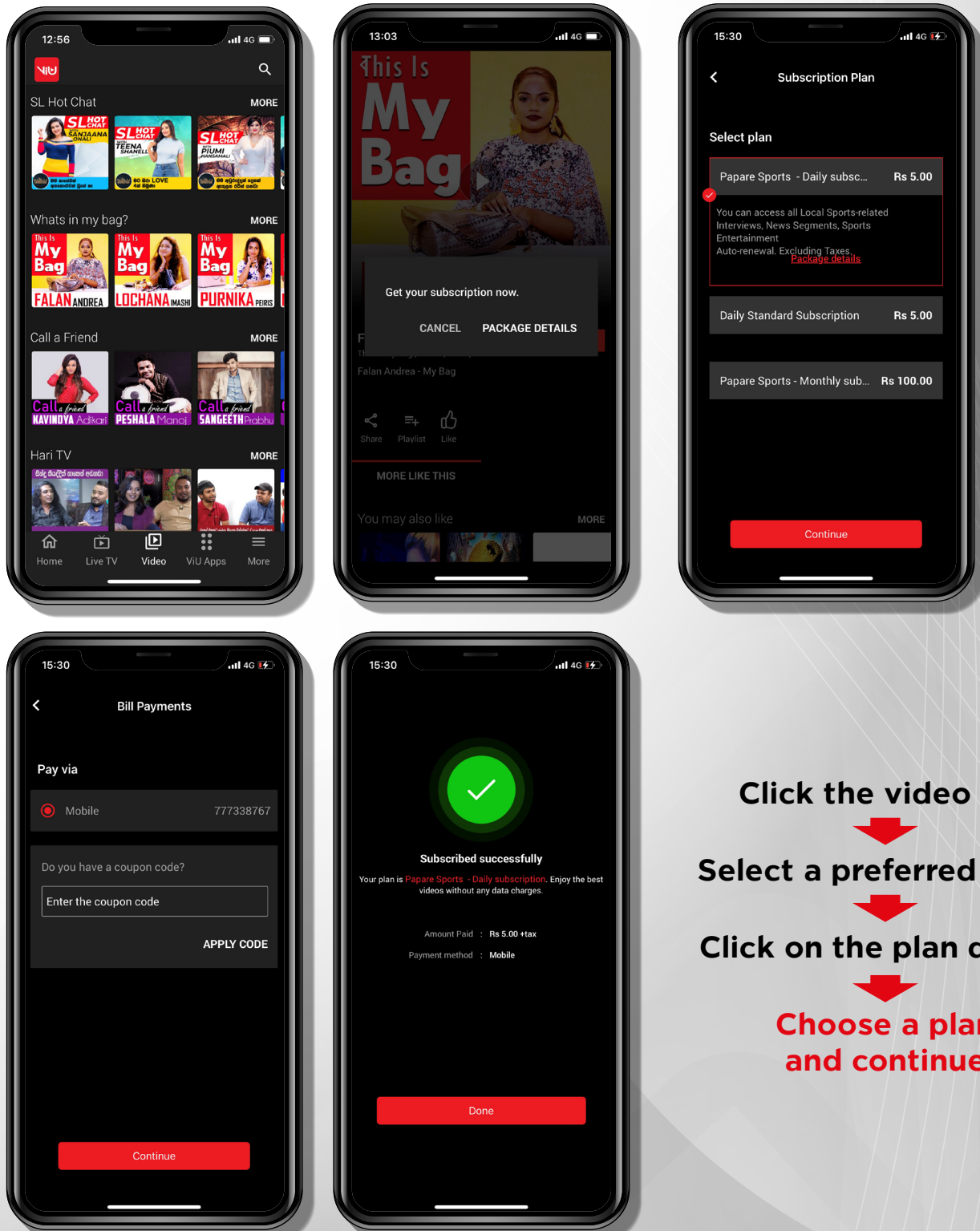
Select from the search results



Click to watch it

Can I purchase Videos on Demand?

With access to Dialog Television's Video on Demand service, you can choose from a range of available videos and movies to watch on the go.



Click the video tab



Select a preferred video



Click on the plan details



Choose a plan
and continue