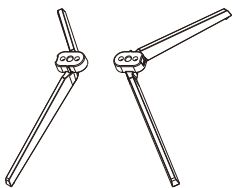


BASE INSTALLATION MANUAL

【Caution】

- 1. To avoid falling over, use two or more persons to handle a large TV.
- 2. Avoid touching the screen so as not to cause damage to the screen.
- 3. The pictures in this manual are only for reference.

1. Please take out the accessory bag from the package and check if all below parts exist without missing, if not, please contact your local dealer.



Base (2 pcs)



Screw (4 pcs)

2. Take out the TV and carefully put it(screen downward) on a stable and flat table with a soft cloth or cushion on it as shown in fig.1.

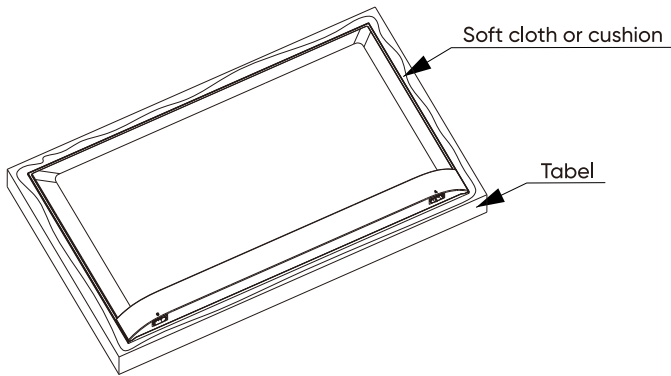


fig.1

3. Connect the TV and base by putting and fastening matched screws into the holes as shown in fig.2.

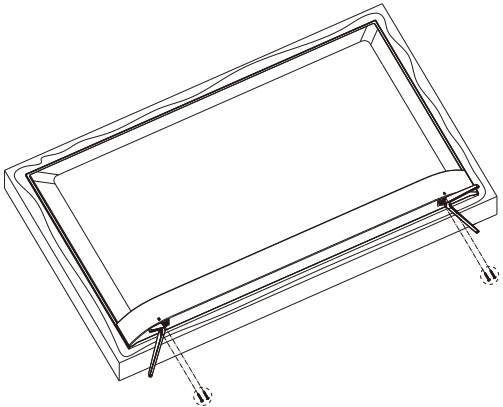
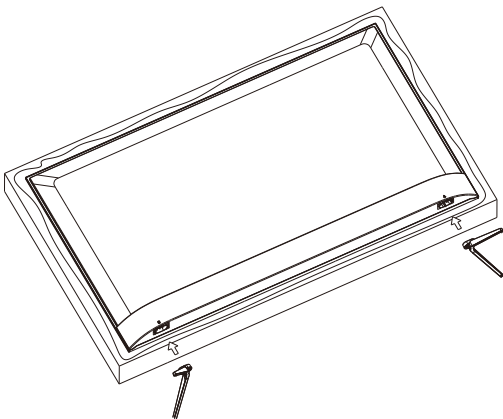


fig.2

P/N:

材质印刷及质量要求：
1.128G铜版纸黑白印刷。
2.A4尺寸(公差+/-2)，需对中对折后来料。
3.符合Reach最新标准。
4.质量技术要求要同企标Q/SCWB 2136-2017。

Material and printing requirements:
1. 128G coated paper and printed in white and black.
2. A4 size(tolerance +/-2) , and need to fold in half before incoming.
3. Meet the latest Reach standards.
4. Quality and technology requirements are same as company standard "Q/SCWB 2136-2017".

折叠

A4尺寸

A5尺寸

Description: Base Instruction		Skyworth 创维	
Model: 43/50G3AP	Brand Name: realme		
Sales Model:	P/No. 0700-55G3AA00-00 N080103-000824-001		
Revised: 0	Scale: 1:1		
Artwork By: 陈军霞 Date: 2020-12-08	Power ENGR By: <div></div> Date:		
ME By: 黄强 Date: 2020-12-08	HW ENGR By: <div></div> Date:		
Sales By: 祝佳锋 Date: 2020-12-18	Approved By: <div></div> Date:		