

Access UBS Payroll SOCSO & EIS Relief Shortfall Patch User Guide



About this User Guide

Welcome to the Access UBS Payroll – SOCSO & EIS Relief Shortfall Patch User Guide!

This document outlines all you need to know about this external application of the software, it will provide you with a summary of the patch, and by using the hyperlinks you will be able to easily navigate through the document to find out detailed information about the new features, including screenshots and videos where appropriate.

Please refer to the table of contents for a full list of what is included.

About Access UBS Payroll

Access UBS Payroll gives you complete control and visibility over your payroll, securely storing your employee records and payroll information, with a range of constantly updated government reports and a variety of bank formats to keep you compliant to legislative changes and your payroll accurate.

Table of Contents

Release Summary	4
Release Contents.....	5
About.....	5
Setup	6
View & Export List of Affected Employees	6
Update Relief Shortfall	9
How to Contact Us.....	12

Release Summary

Access UBS Payroll – SOCSO & EIS Relief Shortfall Patch

This release encompasses our efforts to assist users to generate the list of affected employees (whose total SOCSO and EIS employee contribution has exceeded RM250 and auto-generation of SOCSO and EIS relief was turned on in UBS Payroll) and to update relief shortfall in year 2022 payroll which caused by SOCSO & EIS Relief capping amount issue during system re-process pay.

Important Note:

- You might need to disable your Anti-virus before you install the new update as some Anti-virus can interfere and prevent a successful installation.

The following major features are included in this release, please select the appropriate links if you would like more details on the features. The features are grouped by Product/Area to help you find the information you need easily.

SOCSCO & EIS Relief Shortfall Patch

About

Background and function of the SOCSO & EIS Relief Shortfall Patch.

[Read more about this feature](#)

Setup

Guidance on how to apply the patch files in UBS Payroll.

[Read more about this feature](#)

View & Export List of Affected Employees

Guidance on how to view and export the affected employees list (if any) of the SOCSO & EIS tax relief capping issue.

[Read more about this feature](#)

Update Relief Shortfall

Guidance on how to rectify the SOCSO & EIS tax relief shortfall and relief amount in EA form.

[Read more about this feature](#)

Release Contents

The below section describes the features in more detail, including screenshots and videos where appropriate, this is ordered by the products/modules identified in Release Summary section.

SOCSCO & EIS Relief Shortfall Patch

About

What is happening?

With compliance to Budget Malaysia 2022, effective from January 2022, the capping of SOCSCO and EIS tax relief (Relief Code TR0029) in UBS Payroll has been revised from RM 250 to RM 350.

However, there was an issue in the system that the accumulated relief amount of auto-generated SOCSCO and EIS tax relief was capped at RM250 instead of RM350 when user re-ran Process Pay.

Who is affected?

Employees with SOCSCO & EIS Employee Contribution more than RM 250 and applied the auto SOCSCO & EIS Relief generation in year 2022.

What is affected?

For the affected employees ONLY:

- The tax computation is done based on the Relief Capping of RM 250 instead of RM 350 for SOCSCO & EIS relief.
- The EA form shows SOCSCO and EIS Relief amount up to RM 250 in Section D item 5. Jumlah tuntutan potongan oleh pekerja melalui Borang TP1 berkaitan: (a) Pelepasan.
- The CP8D shows SOCSCO and EIS Relief amount up to RM 250 in field Jumlah tuntutan potongan oleh pekerja melalui Borang TP1 – Pelepasan / (SOCSCO) Perkeso contribution paid via salary deduction.
- LHDN has verified that the actual tax amount will be recomputed, and any excess amount will be refunded to the employee.

Will we see any change?

An external program 'SOCSCO & EIS Relief Shortfall Patch' has been developed for year 2022 payroll:

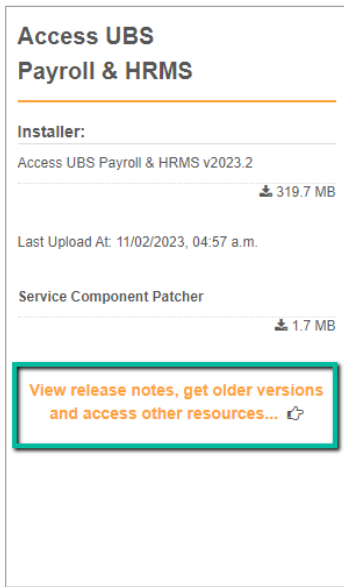
- To provide a list of employees affected (if any).
- To rectify the SOCSCO & EIS Relief amount of the affected employees (if any) for the purpose of printing EA Form and Submission of CP8D file. (NO tax computation involves.)

What could user do?

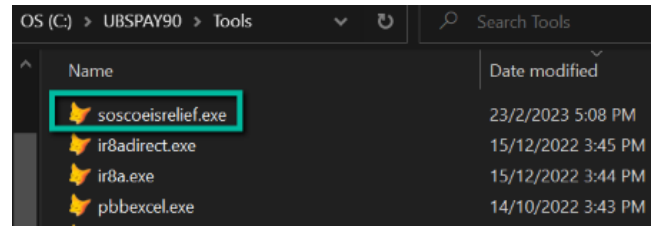
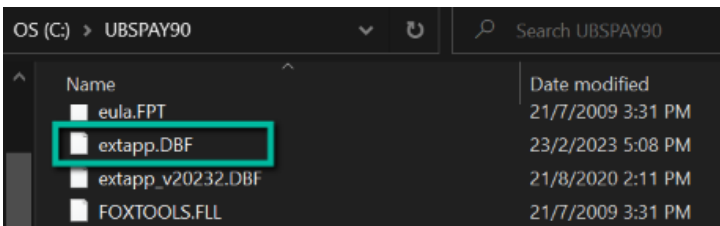
- The affected employees to submit actual SOCSCO & EIS Relief amount as usual in annual Income Tax Return Form.
- Run external program 'SOCSCO & EIS Relief Shortfall Patch':
 - To view and export the list of employees affected (if any)
 - To rectify the SOCSCO & EIS Relief amount of the affected employees (if any)
- Print EA Form with updated SOCSCO & EIS Relief amount for the affected employees (if any)
- Submit CP8D file with updated SOCSCO & EIS Relief amount of the affected employees (if any)

Setup

1. Go to <https://download.my.accesscloud.com/> . Under Access UBS Payroll & HRMS section, access other resources. Download SOSCO & EIS Relief Shortfall Patch zip file from Tools and Utilities.



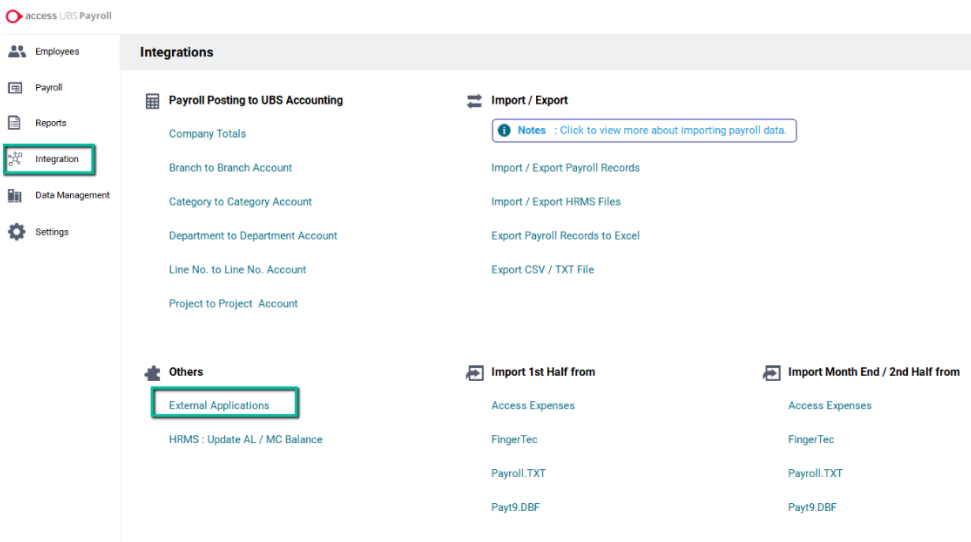
2. After extracting the zip file, copy **extapp.DBF** to **C:\UBSPAY90** folder and **soscoeisrelief.exe** to **C:\UBSPAY90\Tools** folder.



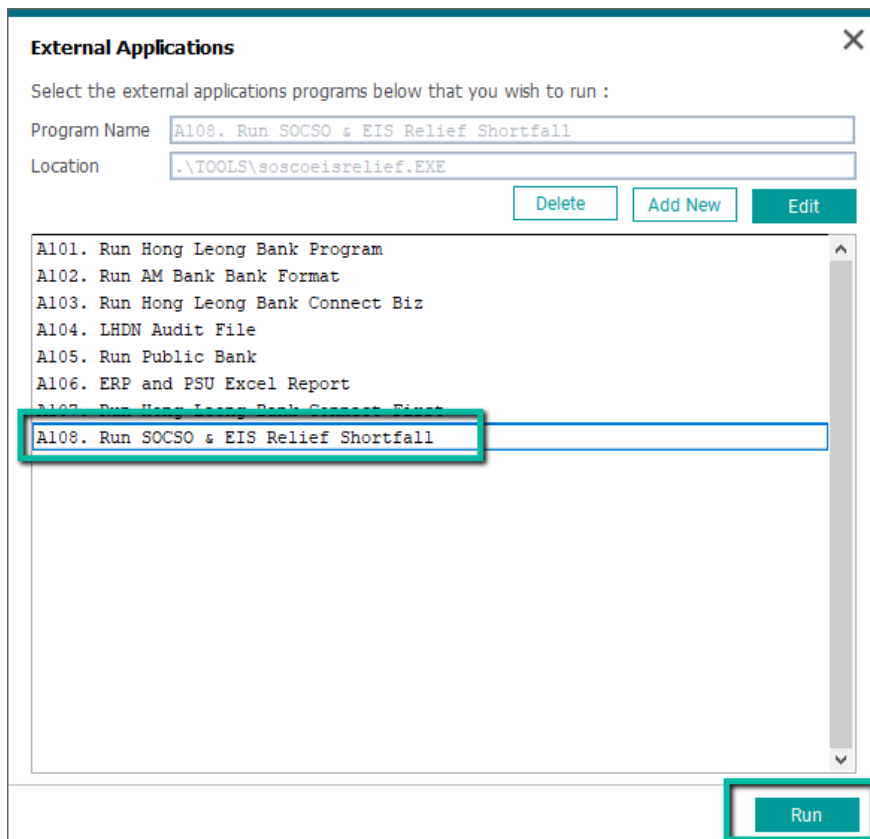
View & Export List of Affected Employees

Important: This patch program only works for the year 2022 payroll.

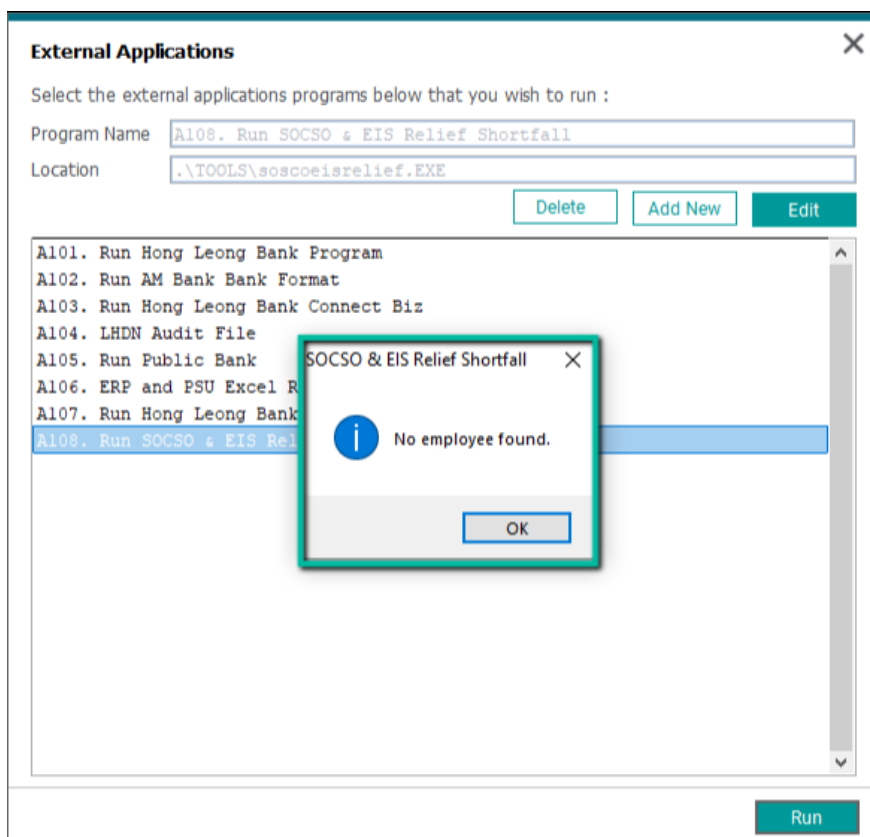
1. Restore / open year 2022 payroll data.
2. Go to Integration > Others section, click on External Applications.



3. Select A108. Run SOCSO & EIS Relief Shortfall. Click on Run button.



4. If no employee is affected, the external program will pop up 'No employee found' message. User could close the program and no need to adjust the SOCSO & EIS relief.



5. If there's any affected employee, the external program will list out the affected:

- Employee No.
- Employee Name
- Actual SOCSO & EIS Employee Contribution
- Current SOCSO & EIS Relief claim by employee via TP1 Form
- Expected SOCSO & EIS Relief claim by employee via TP1 Form
- Shortfall of SOCSO & EIS Relief claim by employee via TP1 Form

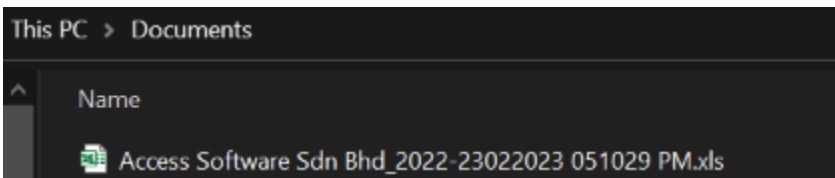
Affected Employee List

List of employee(s) with SOCSO & EIS Relief Shortfall

Employee No.	Employee Name	Actual SOCSO'YEE_EIS'YEE Contribution	Current TP1 SOCSO_EIS Relief	Expected TP1 SOCSO_EIS Relief	TP1 SOCSO_EIS Relief Shc
M01	Employee M01	331.80	250.00	331.80	81.80
M02	Employee M02	331.80	250.00	331.80	81.80
M03	Employee M03	293.30	250.00	293.30	43.30
M04	Employee M04	293.30	250.00	293.30	43.30
M09	Employee M09	331.80	250.00	331.80	81.80
M19	Employee M19	293.30	250.00	293.30	43.30
M21	Employee M21	266.70	250.00	266.70	16.70
S01	Employee S01	331.80	250.00	331.80	81.80
S03	Employee S03	277.20	250.00	277.20	27.20

Export To Excel Update Relief Shortfall

6. To export the affected employee list to excel in the computer's user Document folder, click on Export To Excel button.



	A	B	C	D	E	F
1						
2	Employee No.	Employee Name	Actual SOCSO'YEE & EIS'YEE Contribution	Current TP1 SOCSO & EIS Relief	Expected TP1 SOCSO & EIS Relief	TP1 SOCSO & EIS Relief Shortfall
3	M01	Employee M01	331.8	250	331.8	81.8
4	M02	Employee M02	331.8	250	331.8	81.8
5	M03	Employee M03	293.3	250	293.3	43.3
6	M04	Employee M04	293.3	250	293.3	43.3
7	M09	Employee M09	331.8	250	331.8	81.8
8	M19	Employee M19	293.3	250	293.3	43.3
9	M21	Employee M21	266.7	250	266.7	16.7
10	S01	Employee S01	331.8	250	331.8	81.8
11	S03	Employee S03	277.2	250	277.2	27.2
12						
13						
14						

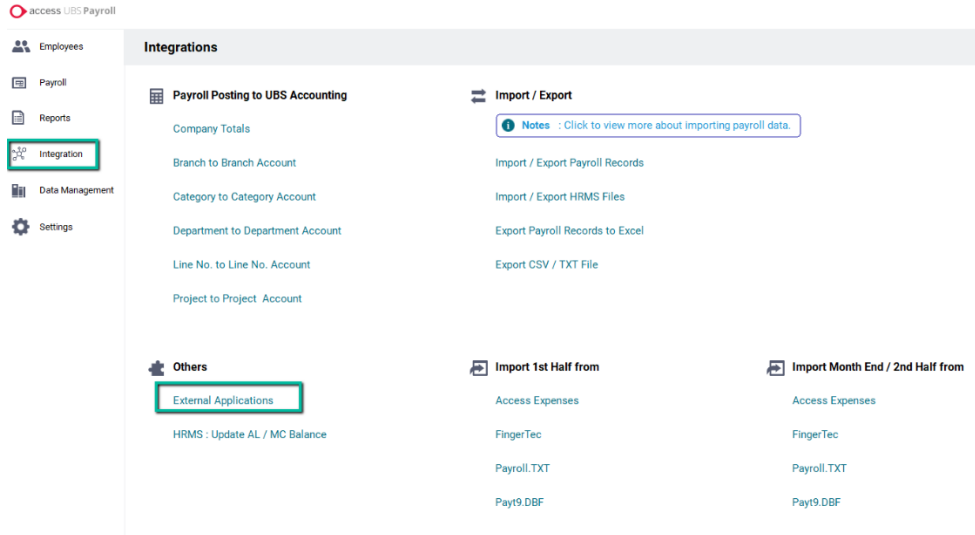
Update Relief Shortfall

Important: This patch program only works for the year 2022 payroll.

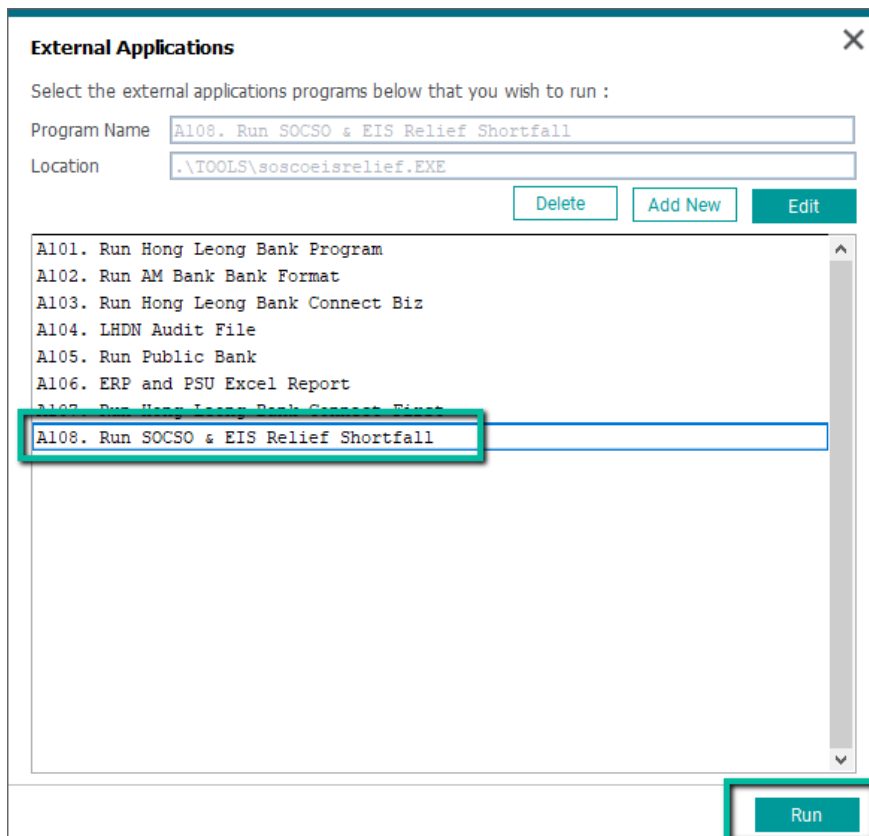
Please backup data before performing Relief Shortfall update!

This relief adjustment is just for the purpose of printing EA Form and Submission of CP8D file. (NO tax computation involves.)

1. Restore / open year 2022 payroll data.
2. Go to Integration > Others section, click on External Applications.



3. Select A108. Run SOCSO & EIS Relief Shortfall. Click on Run button to check for any affected employee(s).



4. To adjust the SOCSO & EIS Relief amount for the affected employees, click on Update Relief Shortfall button.

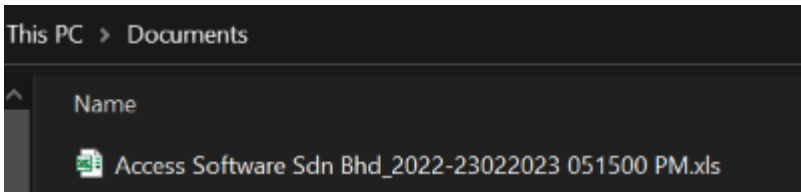
Affected Employee List

List of employee(s) with SOCSO & EIS Relief Shortfall

Employee No.	Employee Name	Actual SOCSO'YEE_EIS'YEE Contribution	Current TP1 SOCSO_EIS Relief	Expected TP1 SOCSO_EIS Relief	TP1 SOCSO_EIS Relief Shc
M01	Employee M01	331.80	250.00	331.80	81.80
M02	Employee M02	331.80	250.00	331.80	81.80
M03	Employee M03	293.30	250.00	293.30	43.30
M04	Employee M04	293.30	250.00	293.30	43.30
M09	Employee M09	331.80	250.00	331.80	81.80
M19	Employee M19	293.30	250.00	293.30	43.30
M21	Employee M21	266.70	250.00	266.70	16.70
S01	Employee S01	331.80	250.00	331.80	81.80
S03	Employee S03	277.20	250.00	277.20	27.20

Buttons: Export To Excel, Update Relief Shortfall

4.1 The external program will first export the affected employee list to excel in the computer's user Document folder.



Employee No.	Employee Name	Actual SOCSO'YEE & EIS'YEE Contribution	Current TP1 SOCSO & EIS Relief	Expected TP1 SOCSO & EIS Relief	TP1 SOCSO & EIS Relief Shortfall
M01	Employee M01	331.8	250	331.8	81.8
M02	Employee M02	331.8	250	331.8	81.8
M03	Employee M03	293.3	250	293.3	43.3
M04	Employee M04	293.3	250	293.3	43.3
M09	Employee M09	331.8	250	331.8	81.8
M19	Employee M19	293.3	250	293.3	43.3
M21	Employee M21	266.7	250	266.7	16.7
S01	Employee S01	331.8	250	331.8	81.8
S03	Employee S03	277.2	250	277.2	27.2

4.2 Secondly, the external program will auto-generate a SOCSO & EIS Relief with the shortfall amount in December 2022 for relief amount adjustment. (Note: Advisable do NOT Process Pay to recalculate the previously done December payroll.)

2nd Half Payroll - Normal Pay (December 2022) (Process Required)

Employee No. M01 Employee Name Employee M01 Line No.

Basic Pay & Overtime Allowances Deductions Others User Define Rate Relief & Rebate BIK Item

Relief Items Details

Relief Code	Description	Relief Date	Relief Amount
TR0029	SOCSO and EIS Relief	27/12/2022	0.00
TR0029	SOCSO and EIS Relief	31/12/2022	81.80

Rebate Items Amount - Through TP 1 Form Declaration

Zakat 0.00 Departure Levy 0.00 Levy 0.00

Buttons: Delete Pay, Save

5. Go to Report > Statutory Reports > Income Tax > CP8A to generate/update EA form figures. Click on the Generate button which is next to the Update button. Then, click on Generate button in the Generate EA Form Figures windows. Click on OK button.

Income Tax Reports

Select the type of reports below:

- CP39 - Monthly
- CP39 View Contribution
- CP21 - Monthly
- CP22 - Monthly
- CP22A - Monthly
- CP25A - Monthly
- TP 1 - Monthly
- TP 2
- TP 3
- Mark To Print For Any Pay
- List EA Form Status
- List Taxable Figures
- List Relief Claim
- List Tax Exempted Allowance
- CP8 - Yearly
- CP8A - Yearly**
- CP8C - Yearly
- PCB2(11) - 12 Mths
- CP38 - 12 Mths
- List Tax Category
- Taxable Pay
- Lampiran B-Swasta - 12 Mths
- Taxable Pay By Employee 12 Mths
- Taxable Pay 12 Mths
- Taxable OT/AM/DED 12 Mths
- PCB/CP38 Monthly
- Taxable Pay Check - By Employee

Tax Category: 1
Order By: CP8D Group
Employee No.: [] - []
Format: 2023
PCB Receipt No./Date: [] [] [] [] [] [] [] [] [] []
[Update Details](#)

Click to generate / update for EC forms figures.

Generate **Update** **Generate No. Siri**

Prepared By [Update Profile Setup](#)

Name: Payroll Manager 1
NRIC / No. KP: 601201-06-5386
Job Position: ACCOUNTS MANAGER
Phone No.: 03-1234567 Fax No.: 03-1234560
Date: / /
 Send EA form via e-mail

Generate

Generate EA Form Figures

Income Tax Reports - CP 8A (Yearly)

101 Bonus For Date From: 01/01/2022 To: 31/12/2022
102 Perihal Pembayaran Allowance: []
 Clear 'Details of payments of arrears etc. for previous years'

Minimum Pay Required to Print EA Form

1. Single Female, Single Male, Man with wife working	0.00
2. Man with wife not working	0.00

Generate

Generate EA Form Figures

Income Tax Reports - CP 8A (Yearly)

101 Bo
102 Pe
 Clear t

Minimum

1. Sir Me	
2. Me	

Success

EA form figures has been successfully created!

OK

Generate

How to Contact Us

The Release Summary and Contents are also available from the Access Support Community
<https://download.my.accesscloud.com/>

For further information related to this release or how to upgrade please use the following contacts:

Your Account Manager or Customer Success Manager

Support department

- Email
 - APAC.support.my@theaccessgroup.com (UBS Customer Inquiry) – Product UBS Accounting and Billing, Inventory and Billing, UBS Payroll, UBS POS, and UBS BSM
 - APAC.Channel.SupportMY@theaccessgroup.com (UBS Partner Inquiry) – Product UBS Accounting and Billing, Inventory and Billing, UBS Payroll, UBS POS, and UBS BSM
- Tel
 - General Line Office: 1300 88 7243 | +603 2272 9999

General Website:

<https://www.theaccessgroup.com/en-my/>